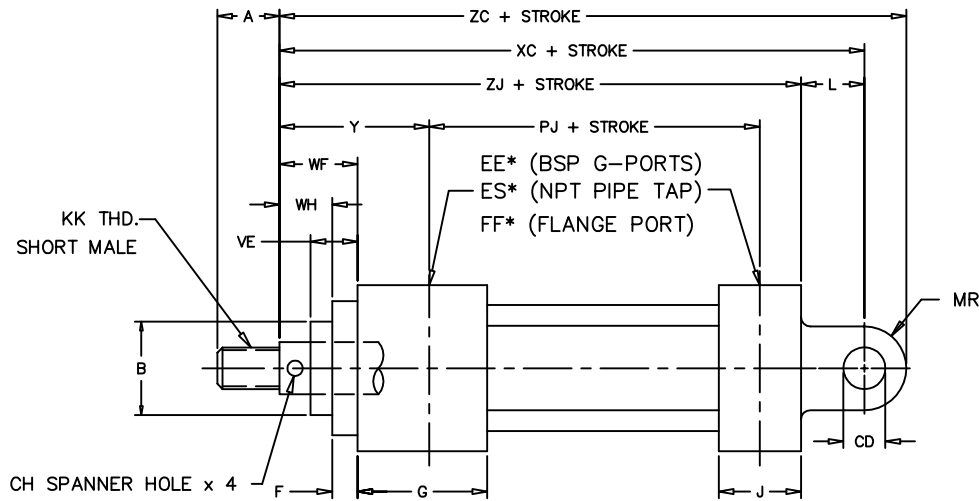
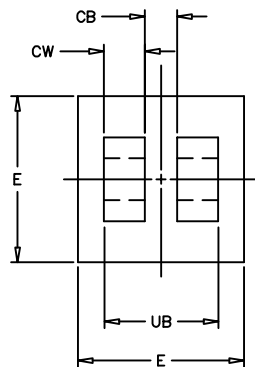


# FIXED REAR CLEVIS

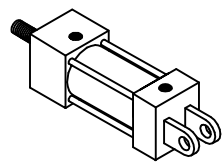
## PENINSULAR® CYLINDER COMPANY

METRIC HIGH PRESSURE HYDRAULIC CYLINDER  
LARGE BORE SERIES – ISO 6020–3  
WORKING PRESSURE – 160 BAR (2320 PSI)  
RATED PRESSURE – 250 BAR (3625 PSI)

NOTE:  
FOR OTHER ROD END THREADS, REFER TO THE HOW  
TO ORDER SERIES IHP HIGH PRESSURE HYDRAULIC  
CYLINDERS (LARGE BORE SERIES) INFORMATION GUIDE.  
FOR SENSING OPTIONS CONTACT PENINSULAR.  
\*FOR PORT AND CUSHION POSITIONS, REFER TO THE  
HOW TO ORDER SERIES IHP HIGH PRESSURE  
HYDRAULIC CYLINDERS (LARGE BORE SERIES)  
INFORMATION GUIDE.



PENINSULAR "M" STYLE SHOWN												DIMENSIONS IN MILLIMETERS																	
BORE SIZE	ROD DIAMETER	KK THD. SHORT MALE									G PORT	NPT (INCHES)	FLANGE PORT																
			A	B f9	CB	CD	CH	CW	E	EE	ES	FF **	F	G	J	L	MR	PJ	UB	VE	WF	WH	XC	Y	ZC	ZJ			
250	140.0	M100 x 3	112.0	163.0	90.0	90.0	15.0	45.0	320.0	1 1/2"	2"	DN 51	25.0	94.0	94.0	125.0	100.0	216.0	180.0	83.0	110.0	85.0	545.0	157.0	645.0	420.0			
	160.0	M110 x 3	112.0	185.0																									
	180.0	M125 x 4	125.0	205.0																									
320	180.0	M125 x 4	125.0	205.0	110.0	110.0	15.0	55.0	400.0	1 1/2"	2 1/2"	DN 64	35.0	114.0	114.0	152.0	120.0	251.0	220.0	83.0	110.0	75.0	627.0	167.0	747.0	475.0			
	200.0	M140 x 4	140.0	225.0																									
	220.0	M160 x 4	160.0	245.0																									
360	180.0	M125 x 4	125.0	205.0	125.0	125.0	15.0	62.5	450.0	2"	2 1/2"	DN 64	42.0	124.0	124.0	175.0	140.0	296.0	250.0	83.0	110.0	68.0	705.0	172.0	845.0	530.0			
	220.0	M160 x 4	160.0	245.0																									
	250.0	M180 x 4	180.0	275.0																									
400	220.0	M160 x 4	160.0	245.0	140.0	140.0	15.0	70.0	500.0	2"	2 1/2"	DN 64	50.0	150.0	150.0	195.0	160.0	320.0	280.0	83.0	110.0	60.0	775.0	185.0	935.0	580.0			
	250.0	M180 x 4	180.0	275.0																									
	280.0	M200 x 4	200.0	305.0																									
500	280.0	M200 x 4	200.0	305.0	180.0	180.0	15.0	90.0	630.0	2"	2 1/2"	DN 64	70.0	200.0	200.0	250.0	200.0	400.0	360.0	83.0	110.0	40.0	960.0	210.0	1160.0	710.0			
	320.0	M220 x 4	220.0	345.0																									
	360.0	M250 x 6	250.0	385.0																									



IHP 3 (MP1)

\*\* PER ISO 6162 ISO 6020–3