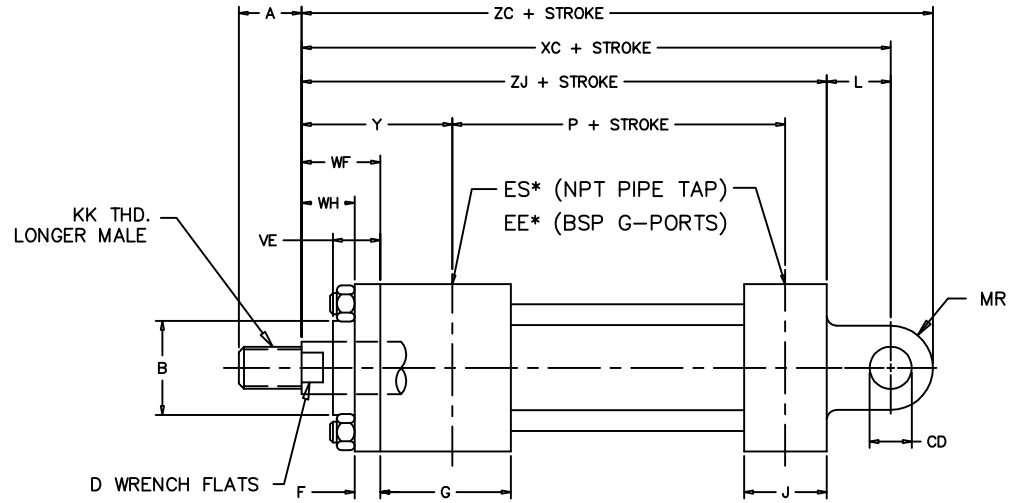
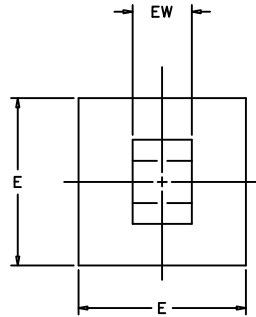


# FIXED REAR EYE MOUNT PENINSULAR® CYLINDER COMPANY

METRIC HIGH PRESSURE HYDRAULIC CYLINDER  
WORKING PRESSURE – 210 BAR (3000 PSI)

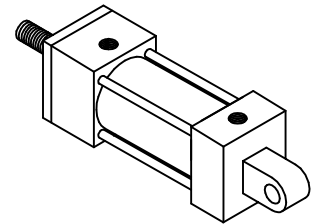
NOTE:  
FOR OPTIONAL ROD THREADS CALL PENINSULAR.  
FOR OPTIONAL PROXIMITY SWITCH CALL PENINSULAR.  
U.S. PATENT NUMBERS: 4,726,282 AND D295,753.

\*FOR PORT AND CUSHION POSITIONS REFER  
TO THE HOW TO ORDER PENINSULAR IHP SERIES  
HIGH PRESSURE METRIC HYDRAULIC CYLINDERS.



7.25

PENINSULAR "L" SYLE SHOWN			DIMENSIONS IN MILLIMETERS																				
BORE SIZE	ROD DIAMETER	KK THD. LONGER MALE	A	B	CD	D	E	BSP G-PORT	NPT (INCHES)	EW	F	G	J	L	MR	P	VE	WF	WH	XC	Y	ZC	ZJ
40.0	18.0	M14 x 1.5	18.0	30.0	14.0	15.0	63.0	3/8	1/2"	20.0	10.0	45.0	38.0	19.0	14.0	73.0	16.0	35.0	25.0	172.0	62.0	186.0	153.0
	28.0	M20 x 1.5	28.0	42.0		22.0																	
50.0	22.0	M16 x 1.5	22.0	34.0	20.0	18.0	75.0	1/2	1/2"	30.0	16.0	45.0	38.0	32.0	20.0	74.0	22.0	41.0	25.0	191.0	67.0	211.0	159.0
	28.0	M20 x 1.5	28.0	42.0		22.0																	
	36.0	M27 x 2	36.0	50.0		30.0																	
63.0	28.0	M20 x 1.5	28.0	42.0	20.0	22.0	90.0	1/2	1/2"	30.0	16.0	45.0	38.0	32.0	20.0	80.0	22.0	48.0	32.0	200.0	71.0	220.0	168.0
	36.0	M27 x 2	36.0	50.0		30.0																	
	45.0	M33 x 2	45.0	60.0		39.0																	
80.0	36.0	M27 x 2	36.0	50.0	28.0	30.0	115.0	3/4	3/4"	40.0	20.0	50.0	45.0	39.0	28.0	93.0	25.0	51.0	31.0	229.0	77.0	257.0	190.0
	45.0	M33 x 2	45.0	60.0		39.0																	
	56.0	M42 x 2	56.0	72.0		48.0																	
100.0	45.0	M33 x 2	45.0	60.0	36.0	39.0	130.0	3/4	3/4"	50.0	22.0	50.0	45.0	54.0	36.0	101.0	29.0	57.0	35.0	257.0	82.0	293.0	203.0
	56.0	M42 x 2	56.0	72.0		48.0																	
	70.0	M48 x 2	70.0	88.0		62.0																	
125.0	56.0	M42 x 2	56.0	72.0	45.0	48.0	165.0	1	3/4"	60.0	22.0	58.0	58.0	57.0	45.0	117.0	29.0	57.0	35.0	289.0	86.0	334.0	232.0
	70.0	M48 x 2	70.0	88.0		62.0																	
	90.0	M64 x 3	90.0	108.0		80.0																	
160.0	70.0	M48 x 2	70.0	88.0	56.0	62.0	205.0	1	1"	70.0	25.0	58.0	58.0	63.0	56.0	130.0	32.0	57.0	32.0	308.0	86.0	364.0	245.0
	90.0	M64 x 3	90.0	108.0		80.0																	
	110.0	M80 x 3	110.0	133.0		100.0																	
200.0	90.0	M64 x 3	90.0	108.0	70.0	80.0	245.0	1 1/4	1 1/2"	80.0	25.0	76.0	76.0	82.0	70.0	165.0	32.0	57.0	32.0	381.0	98.0	451.0	299.0
	110.0	M80 x 3	110.0	133.0		100.0																	
	140.0	M100 x 3	140.0	163.0		128.0																	



IHP 25 (MP3)

ISO 6020-2